

AIRSPPEED
INDICATOR

DUAL ENGINE
AND ROTOR
TACHOMETER
INDICATOR

FUEL
QUANTITY
INDICATOR

FUEL
PRESSURE
INDICATOR

ENGINE OIL
PRESSURE
INDICATOR

ENGINE OIL
TEMPERATURE
INDICATOR



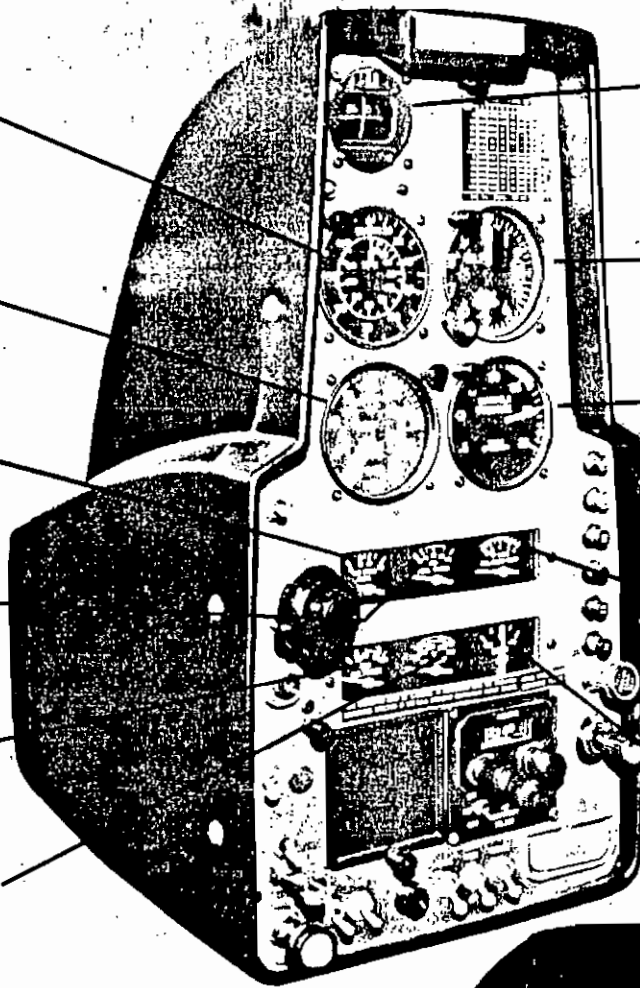
MAGNETIC
COMPASS

ALTIMETER

MANIFOLD
PRESSURE
INDICATOR

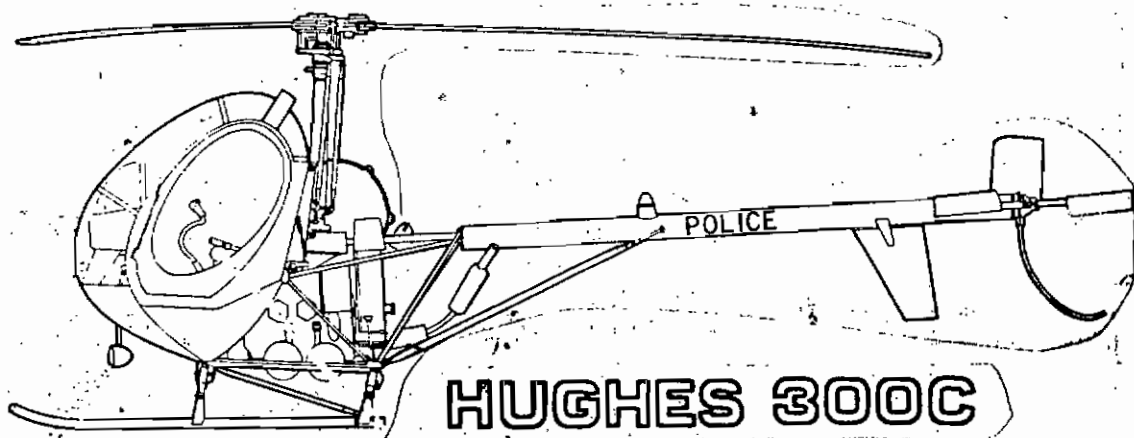

CYLINDER HEAD
TEMPERATURE
INDICATOR

DC AMMETER



HUGHES 300C


GORHAM MODEL PRODUCTS




GMP

www.1017.org/cricket



GORHAM MODEL PRODUCTS




GMP HUGHES 300




ASSEMBLY PHOTO-SHEET 1


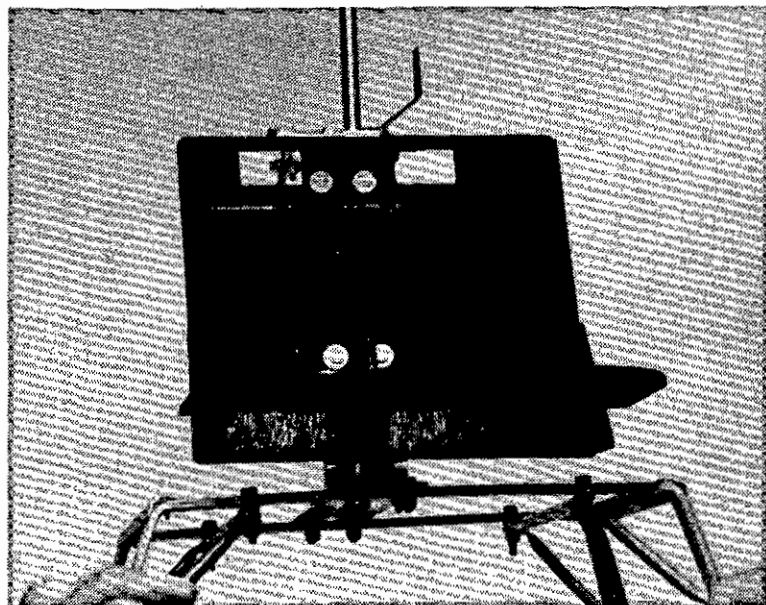





EMP HUGHES 300




ASSEMBLY PHOTO-SHEET 2









EMP HUGHES 300





ASSEMBLY PHOTO-SHEET 3







EMP HUGHES 300

ASSEMBLY PHOTO-SHEET 4








GMP HUGHES 300




ASSEMBLY PHOTO-SHEET 5








GMP HUGHES 300



ASSEMBLY PHOTO-SHEET 6





GMP HUGHES 300



ASSEMBLY PHOTO-SHEET 7

