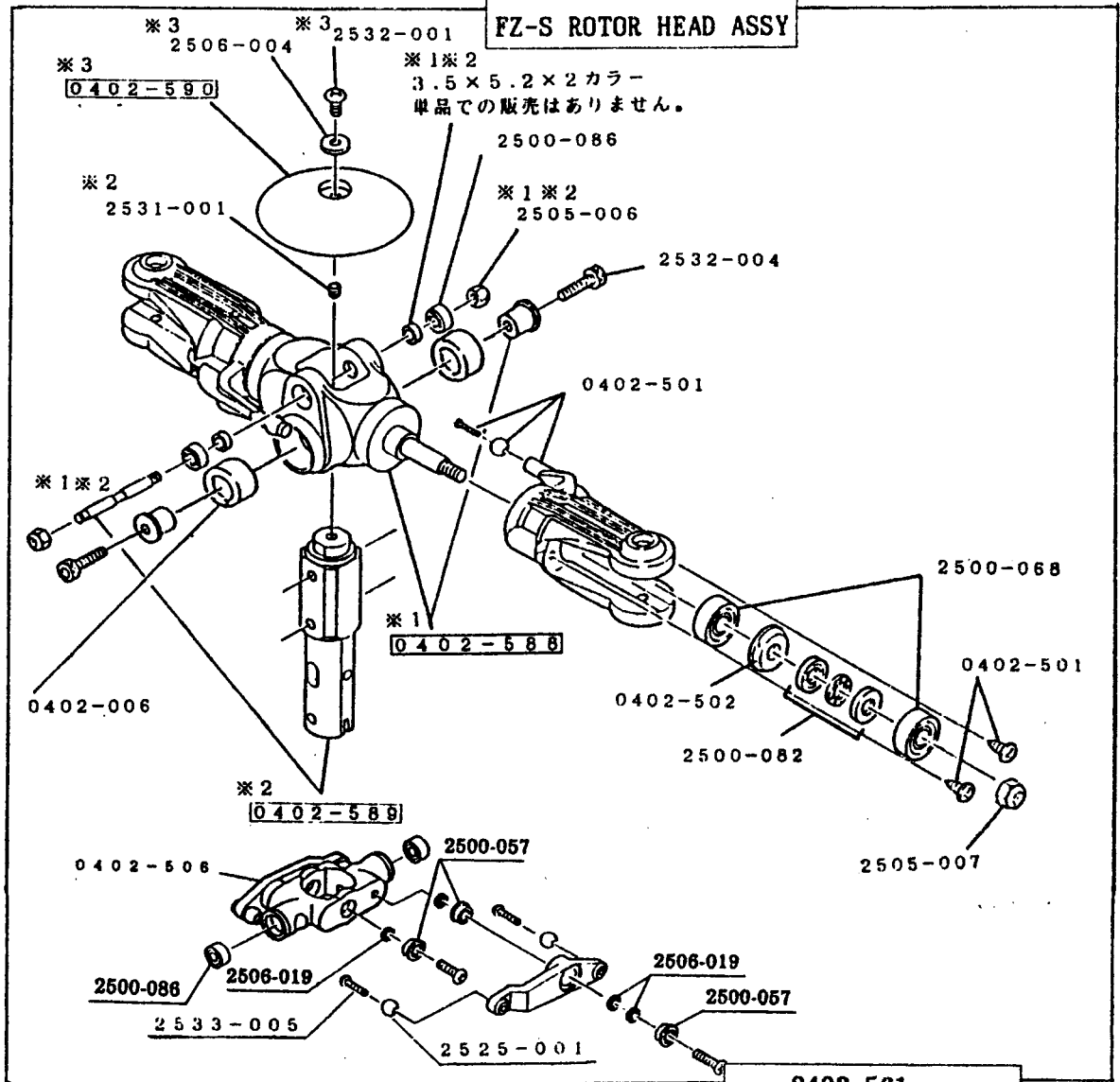
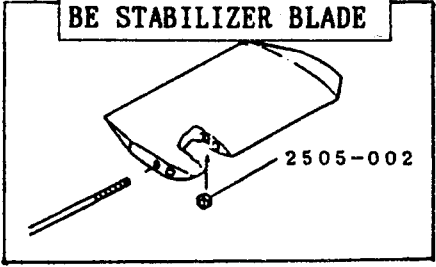


0402-570

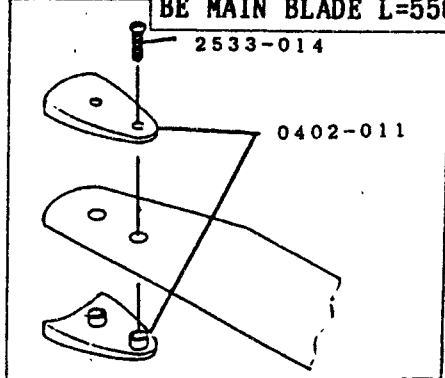
FZ-S ROTOR HEAD ASSY



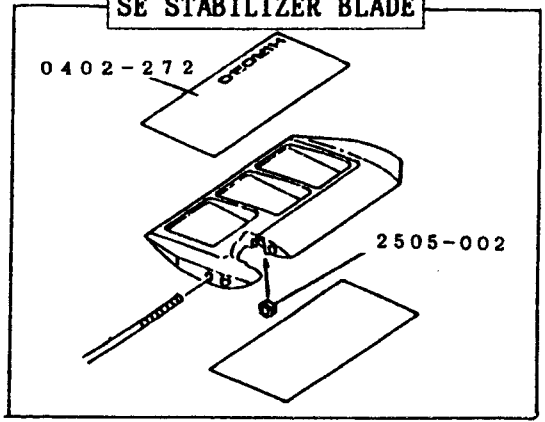
0402-560
BE STABILIZER BLADE



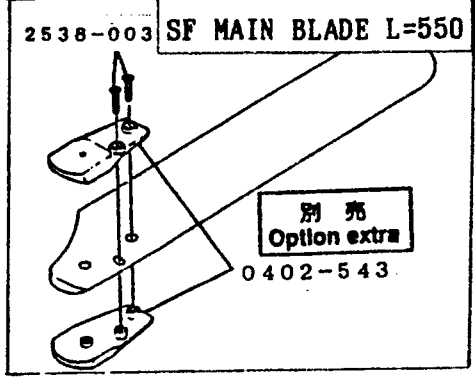
0402-561
BE MAIN BLADE L=550



0402-604
SE STABILIZER BLADE



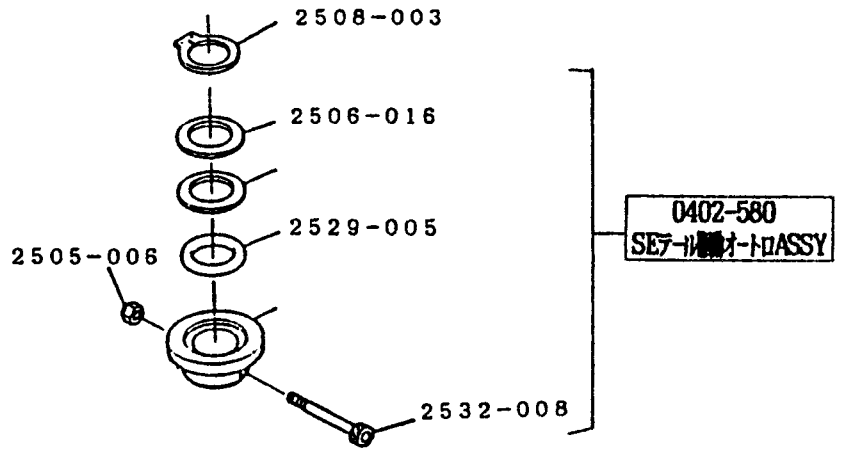
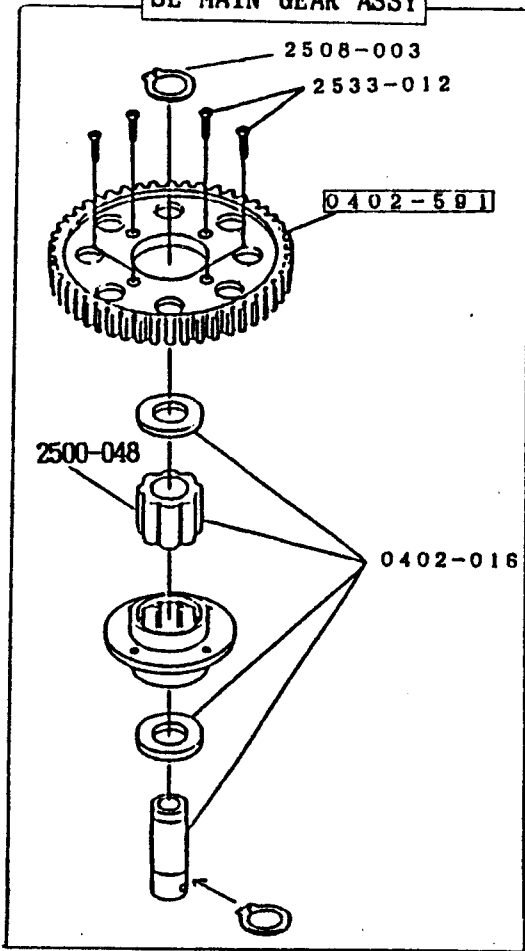
0402-544
SF MAIN BLADE L=550



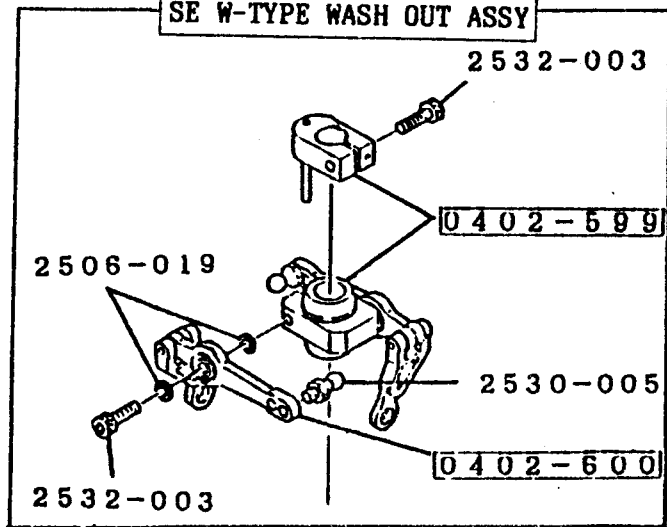
Code No.	Name of item	Q'ty	Price	Remarks
0402-006	JI-6 Damper rubber	4	400	
0402-011	JI-11 Root end(A)(B)	2	600	
0402-272	Stabilizer blade cover film	4	400	For Shuttle
0402-501	SF Blade holder	2	1200	
0402-502	Thrust washer	2	500	
0402-506	SF Seesaw	1	700	
0402-543	SF Root end	1set	800	
0402-560	BE Stabilizer blade	2	1200	
0402-561	BE Main blade L=550	1set	2800	
0402-570	FZ-S Rotor head assembly	1set	13800	
0402-544	SF Main blade L=550	1set	3800	Use SF Root end
0402-588	FZ-S Yoke	1set	1600	*1
0402-589	FZ-S Center hub	1set	1600	*2
0402-590	Stop plate	1set	500	*3
0402-604	SE Stabilizer blade	2	1200	
2500-057	BRG. $\phi 3 \times \phi 6 \times 2.5$ F ZZ	2	1200	
2500-068	BRG. $\phi 5 \times \phi 13 \times 4$ ZZ	2	1200	
2500-082	BRG. $\phi 5 \times \phi 10 \times 4$ H Thrust	2	1600	
2500-086	BRG. $\phi 3 \times \phi 7 \times 3$ ZZ	2	1200	
2505-002	M3 Nut	20	200	
2505-006	M3 Nylon nut	10	200	
2505-007	M4 Nylon nut	10	200	
2506-004	FW 3x8x0.5T	20	100	
2506-019	FW 3x4.5x0.5T	10	200	
2525-001	$\phi 5$ Ball(Hardened)	10	500	
2531-001	Set screw M3x3	10	300	
2532-001	Set screw M3x6	10	400	
2532-004	Set screw M3x12	10	400	
2533-005	Pan head machine screw M2x8	20	100	
2533-014	Pan head machine screw M3x12	20	100	
2538-003	Counter sunk screw M3x12	10	200	

G-PARTS PARTS LIST NO. 2/4

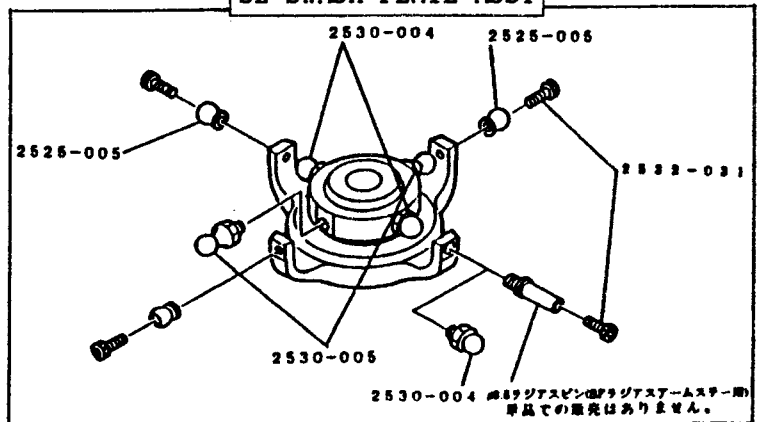
0402-574
SE MAIN GEAR ASSY



0402-573
SE W-TYPE WASH OUT ASSY

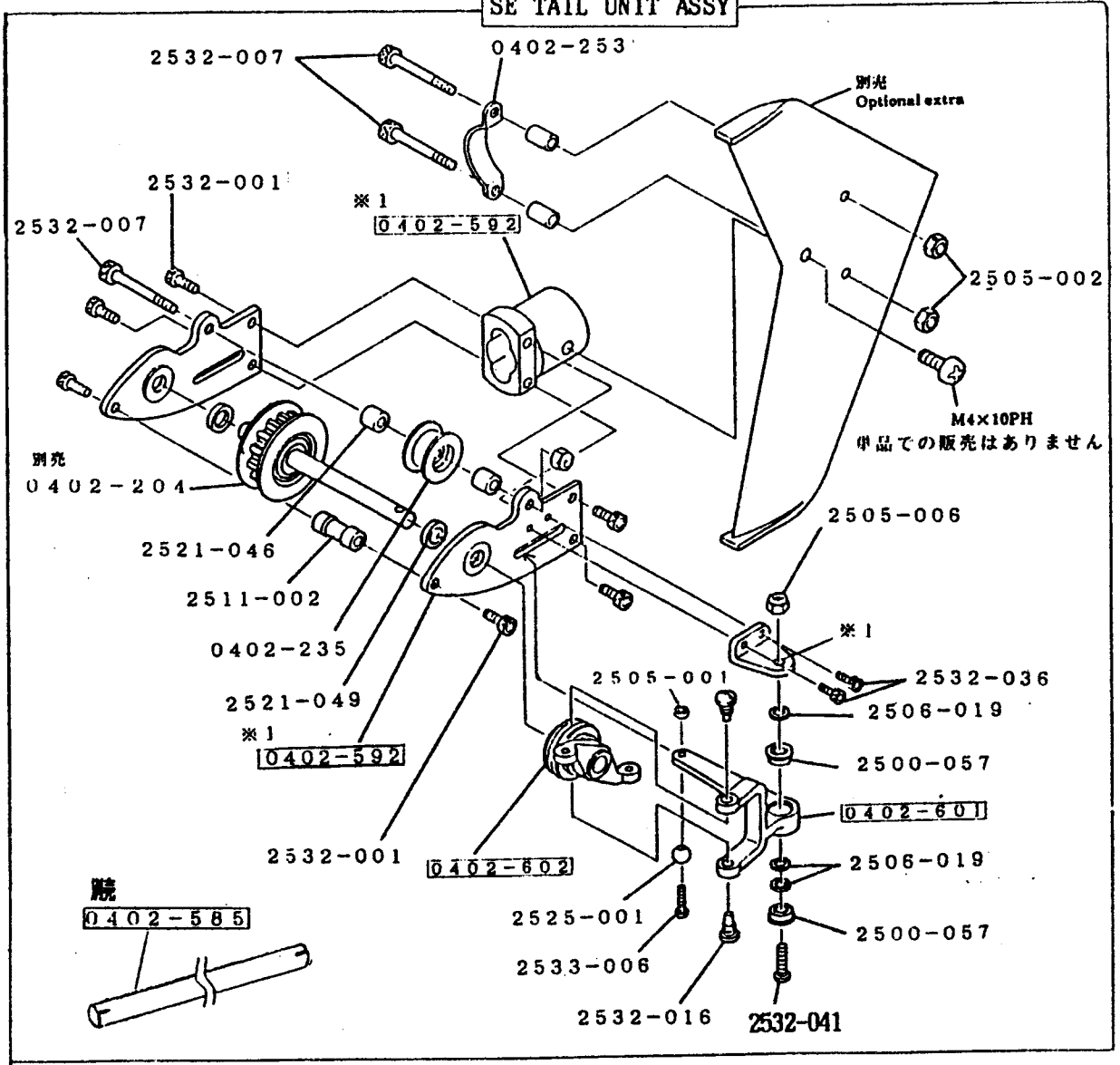


0402-572
SE SWASH PLATE ASSY

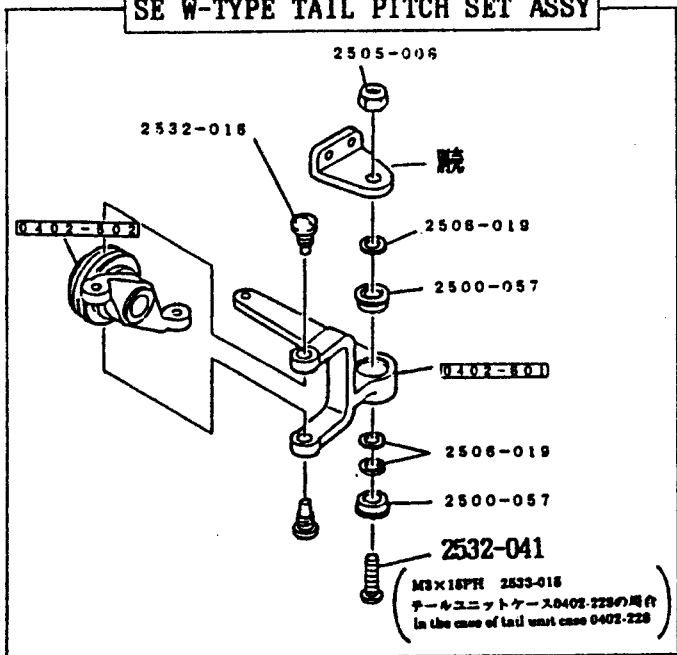


Code No.	Name of item	Q'ty	Price	Remarks
0402-572	SE Swash plate assembly	1set	6500	
0402-573	SE W-type wash out assembly	1set	6800	
0402-574	SE Main gear assembly (77T)	1set	7800	
0402-580	SE Tail drive auto-rotayion ASSY	1set	1500	
0402-591	SE Main gear 77T	1	3800	
0402-599	SE Wash-out block set	1set	3800	
0402-600	SE Wash-out control arm	1	2000	
2500-048	BRG.12x16L one way	1	1500	
2505-006	M3 Nylon	10	200	
2506-016	FW 12x18x0.5 T	5	300	
2506-019	FW 3x4.5x0.5T	10	200	
2508-003	Stop ring S-12	5	500	
2525-005	∅5 Ball with stand	4	1000	
2529-005	O ring P-12	5	300	
2530-004	Pivot bolt (D) ∅5x5xM3	2	400	
2530-005	Pivot bolt (E) ∅5x7xM3	2	300	
2532-003	Cap screw M3x10	10	400	
2532-008	Cap screw M3x25	10	400	
2532-031	Cap screw M2x6	10	800	
2533-012	Pan head machine screw M3x8	20	100	

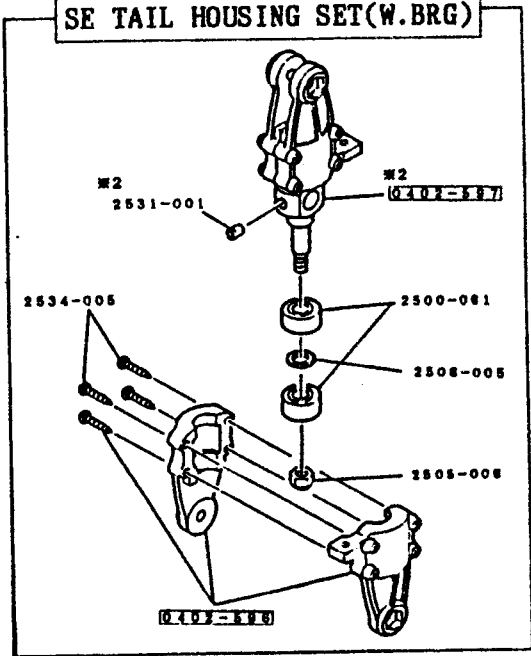
0402-575
SE TAIL UNIT ASSY



0402-576
SE W-TYPE TAIL PITCH SET ASSY



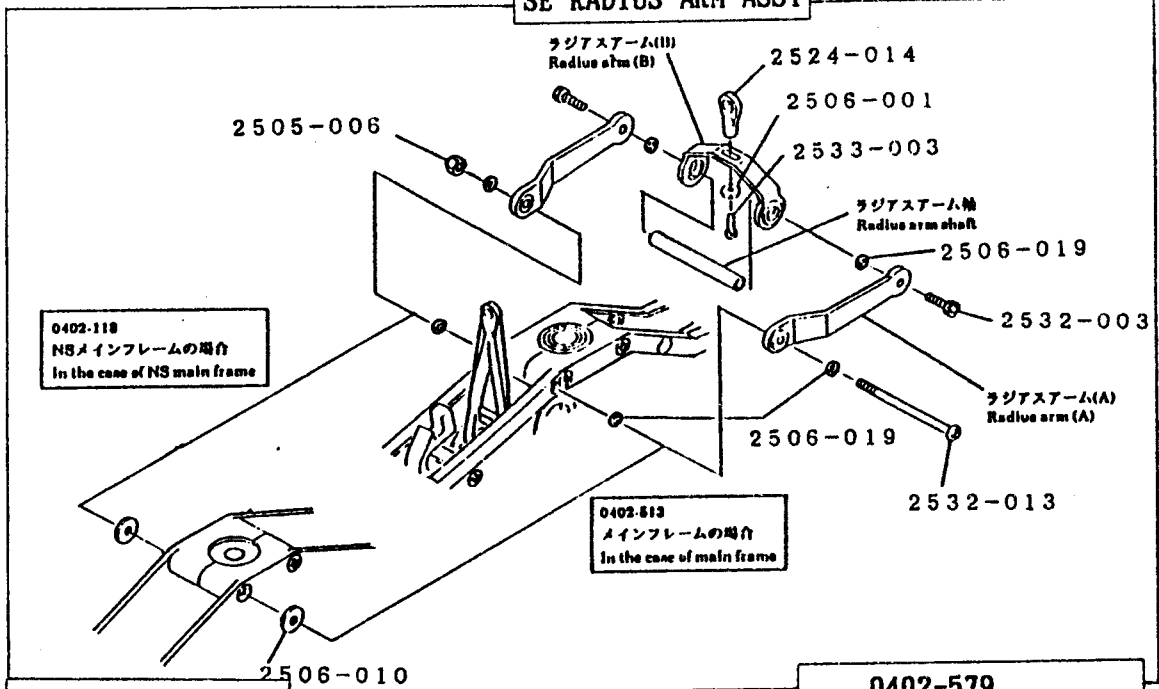
0402-578
SE TAIL HOUSING SET(W.BRG)



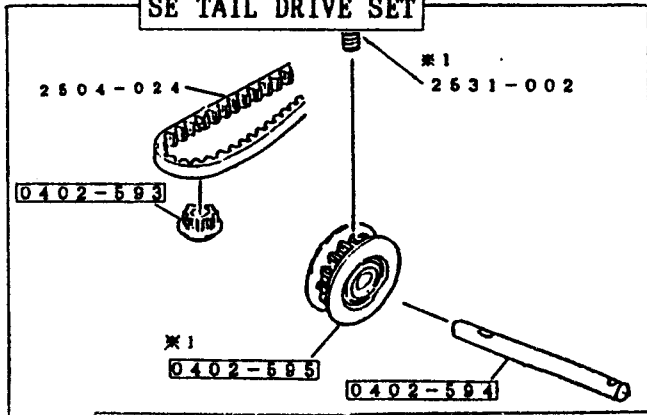
Code No.	Name of item	Q'ty	Price	Remarks
0402-204	Tail drive shaft	1	800	With pulley
0402-235	SE Guide pulley	1	1000	
0402-253	SE Stabilizer mounting band	1	300	
0402-575	SE Tail unit assembly	1set	9800	
0402-576	SE W-type tail pitch set	1set	3800	
0402-578	SE Tail housing set(W.BRG)	1set	3500	
0402-585	SE Tail boom pipe L=617	1	1200	White
0402-592	SE Tail unit plate set	1set	4800	*1
0402-596	SE Tail blade holder	2	500	
0402-597	SE Tail housing	1set	800	*2
0402-601	SE W-type tail pitch lever	1	300	
0402-602	SE Tail pitch plate	1	2200	
2500-057	BRG. ϕ 3x ϕ 6x2.5 F ZZ	2	1200	
2500-061	BRG. ϕ 4x ϕ 9x4 ZZ	2	1200	
2505-001	M2 Nut	20	200	
2505-002	M3 Nut	20	200	
2505-006	M3 Nylon nut	10	200	
2506-005	FW 4x6x0.5T	10	100	
2506-019	FW 3x4x0.5T	10	200	
2511-002	Cross member M3x14	2	500	
2521-046	Collar 3x5x5	2	200	
2521-049	Collar 5x8x1.5	2	500	
2525-001	ϕ 5 Ball (Hardened)	10	500	
2531-001	Set screw M3x3	10	300	
2532-001	Cap screw M3x6	10	400	
2532-007	Cap screw M3x22	10	400	
2532-016	Cap screw M3x6(A)	2	500	
2532-036	Cap screw M2x5	10	800	
2533-013	Pan head machine screw M3x10	20	100	
2533-006	Pan head machine screw M2x10	20	100	
2533-015	Pan head machine screw M3x10	20	100	
2534-005	Tapping screw M2x10 No.2 Type	10	100	

0402-581

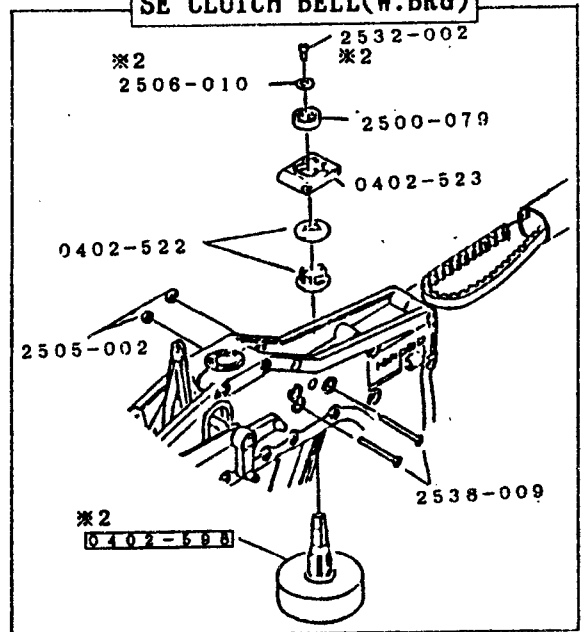
SE RADIUS ARM ASSY



0402-577
SE TAIL DRIVE SET



0402-579
SE CLUTCH BELL (W. BRG)



0402-586
SE L-TYPE LEVER

2532-031

2500-057

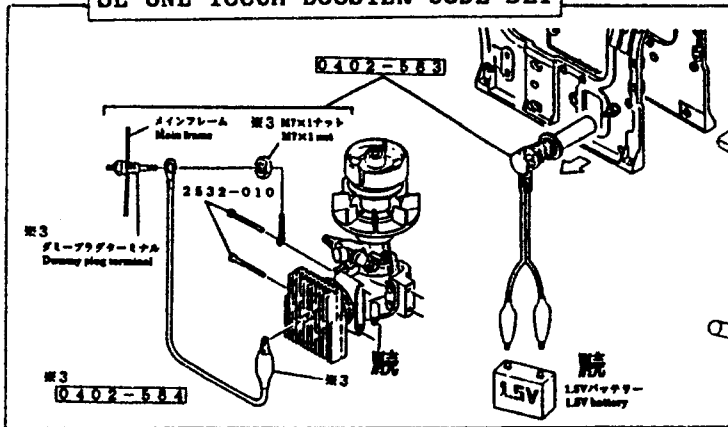
2525-002

2521-027

2532-015

単品での販売はありません。

0402-583
SE ONE TOUCH BOOSTER CODE SET



2534-012

2533-012

2505-006

スリップパイプ
Slip pipe

スリップヘッド
Slip head

0402-587
SE LANDING
GEAR ASSY

Code No.	Name of item	Q'ty	Price	Remarks
0402-522	SF Drive pulley 8T	1	400	
0402-523	SF BRG. holder #13	1	400	
0402-577	SE Tail drive set	1set	8500	*1
0402-579	SE Clutch bell set	1set	4500	For belt starter
0402-581	SE Radius arm assembly	1set	3800	
0402-583	SE One touch booster code set	1set	3200	Booster code with socket
0402-584	SE One touch booster code set	1set	1800	Pocket booster *3
0402-586	SE L-type lever	1set	2000	
0402-587	SE Landing gear assembly	1set	4200	White
0402-593	SE Drive pulley 20T	1	3800	
0402-594	SE Tail shaft	1	600	
0402-595	SE Tail pulley 35T	1	3800	
0402-598	SE Clutch bell	1	3500	*2
2500-057	BRG. #3x#6x2.5 F ZZ	2	1200	
2500-079	BRG. #6x#13x5 ZZ	2	1200	
2504-024	SE Taiming belt 705-4.8	1	2000	
2505-002	M3 Nut	20	200	
2505-006	M3 Nylon nut	10	200	
2506-001	FW 2x6x0.4T	20	100	
2506-010	FW 3x9x1T	20	100	
2506-019	FW 3x4.5x0.5T	10	200	
2521-027	Collar 3x7x2.5S	2	300	
2524-014	Rod end M2x12.5	10	500	
2525-002	EX #5 Ball	5	1000	
2531-002	Set screw M3x5	10	300	
2532-002	Cap screw M3x8	10	400	
2532-003	Cap screw M3x10	10	400	
2532-010	Cap screw M3x28	10	400	
2532-013	Cap screw M3x40	10	400	
2532-015	Cap screw M3x15	10	400	
2532-031	Cap screw M2x6	10	800	
2533-003	Pan head machine screw M2x6	20	100	
2533-012	Pan head machine screw M3x8	20	100	
2538-009	Counter sunk screw M3x26	10	200	