




3A



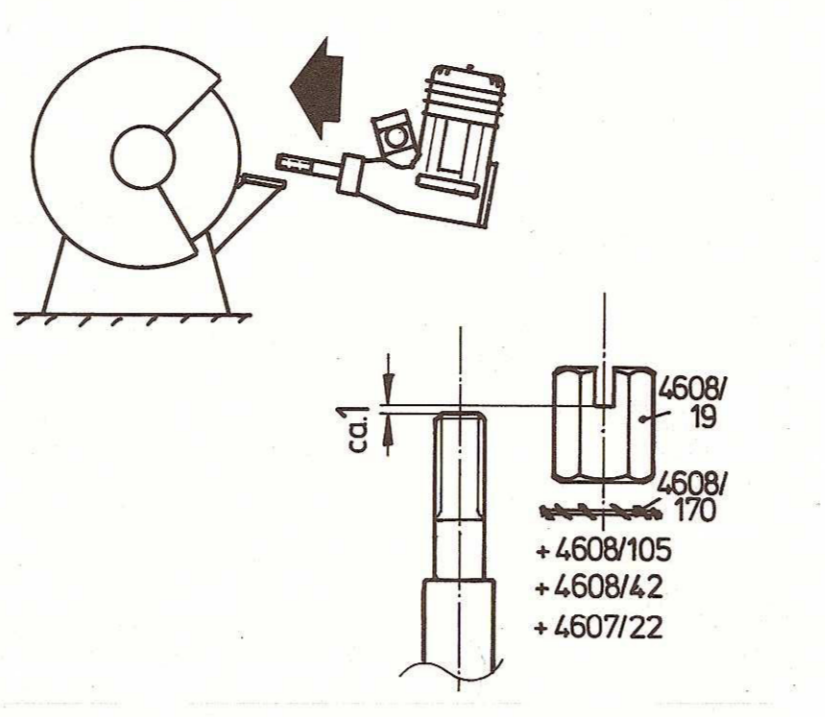
4A




6A



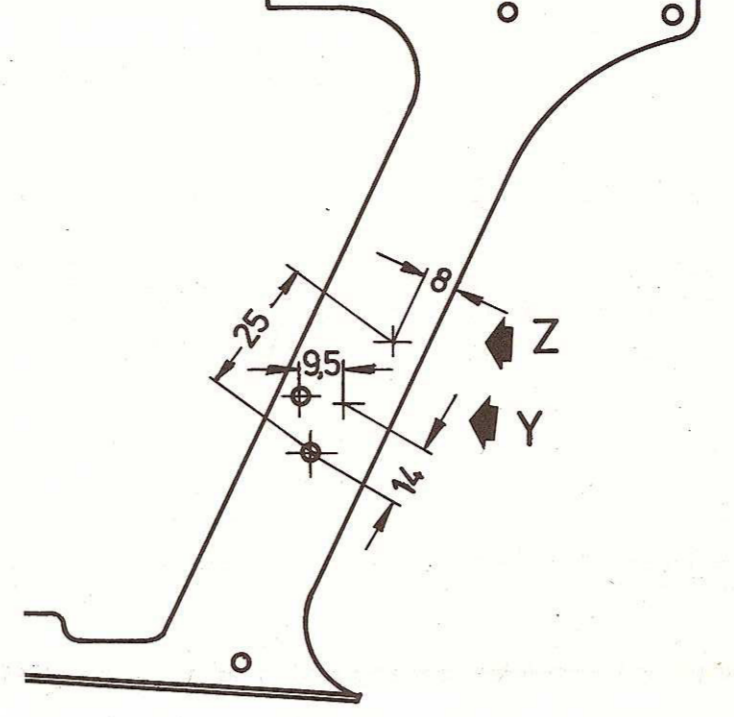
10A




11A




13A



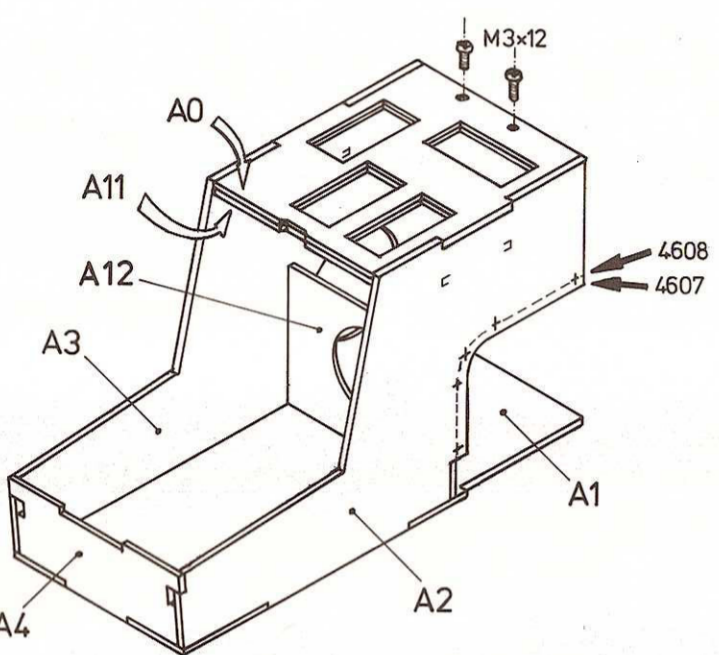
15A



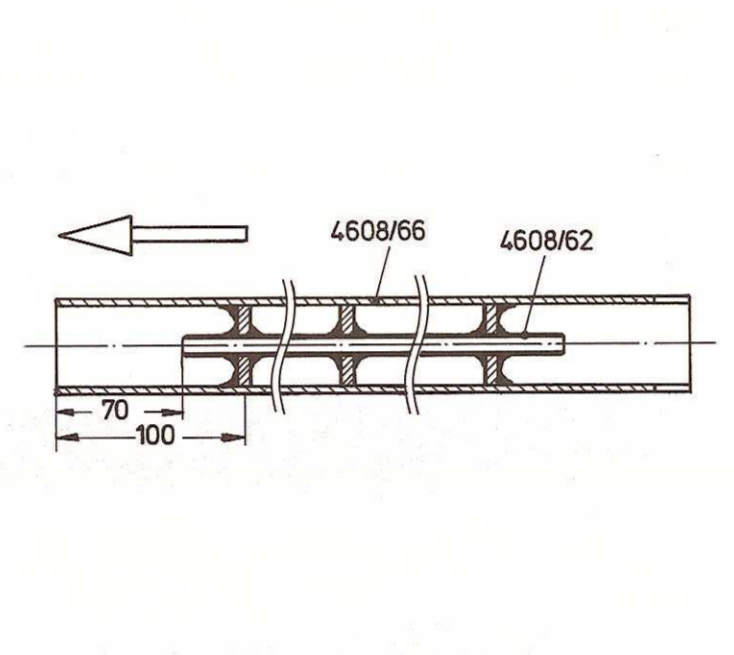
15B




18A




24A






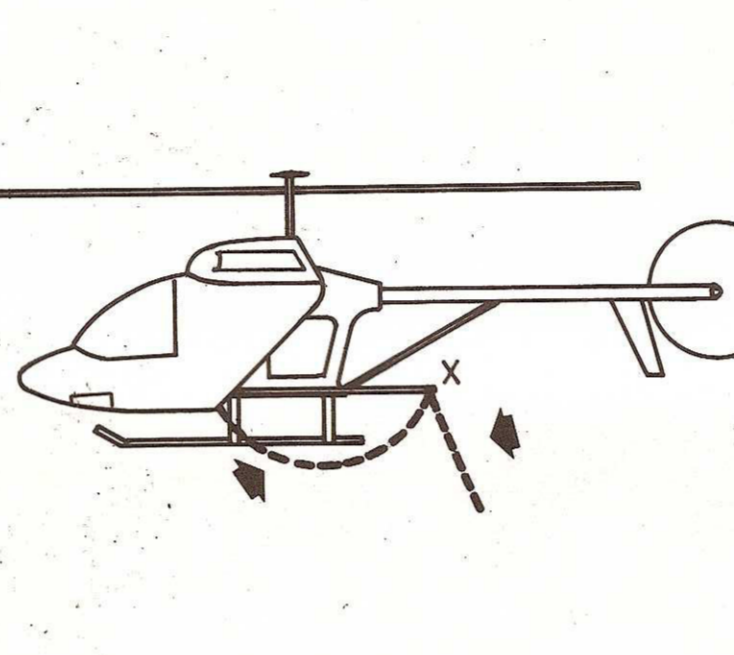
50A



51A



67



Ergänzende Stückliste HELIMAX 60/80

Table with columns: Teil-Nr., Bezeichnung, Anzahl, Bemerkung. Lists various motor and rotor parts.

Zusätzliche Montageanleitung

Technical text providing assembly instructions for parts 3A, 4A, 6A, 10A, 11A, 13A, 15A, 15B, 18A, 24A, 50A, 51A, and 67.

Stückliste Motoreinbauszätze

Table with columns: Teil-Nr., Bezeichnung, Anzahl, Bemerkung. Lists motor assembly kits for OS FS 80.

Technical text providing assembly instructions for parts 13A, 15A, 15B, 18A, 24A, 50A, 51A, and 67, including motor selection and mounting details.

Technical text providing assembly instructions for parts 13A, 15A, 15B, 18A, 24A, 50A, 51A, and 67, including motor selection and mounting details.

Technical text providing assembly instructions for parts 13A, 15A, 15B, 18A, 24A, 50A, 51A, and 67, including motor selection and mounting details.

Technical text providing assembly instructions for parts 13A, 15A, 15B, 18A, 24A, 50A, 51A, and 67, including motor selection and mounting details.

Technical text providing assembly instructions for parts 13A, 15A, 15B, 18A, 24A, 50A, 51A, and 67, including motor selection and mounting details.

ÄNDERUNGEN, DIE DEM TECHNISCHEN FORTSCHRITT DIENEN, VORBEHALTEN!

September 1983

Printed in Germany

Alle Rechte vorbehalten. Die gewerbliche Benützung dieser Zeichnung ist nicht gestattet. Evtl. Darstellungen im Plus über Einbau von Motoren, Feinjustierungen, mechanische Einrichtungen für div. Beteiligungen etc. sind lediglich Empfehlungen und jeweils abhängig von dem techn. Entwicklungsstand...